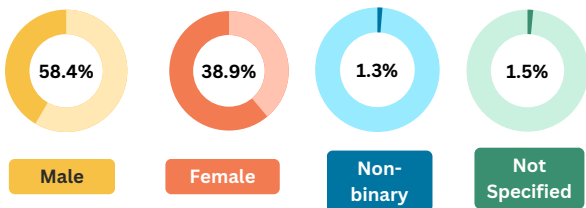



Demographic breakdown of **553 people with accepted workers compensation claims** who responded to the Workers' Voice survey in mid 2024.

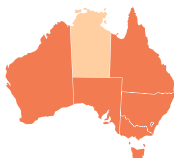
Gender breakdown



Age

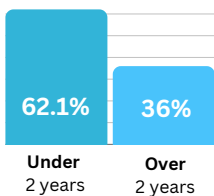


Location

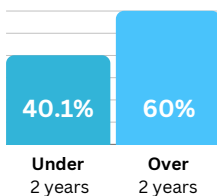


7 out of the 8 states and Territories had respondents, with the **largest** groups from **SA** (26.4%), **VIC** (22.4%), **TAS** (18.4%)

Length of Claim - Claim Completed



Length of Claim - Claim Ongoing



Reason for Claim - Health Condition



Physical Injury
32.2%



Physiological injury
35.8%



Musculoskeletal disorder
27.7%



Occupational disease
4.3%